





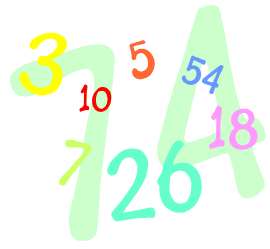



Oakwood Primary Academy
Learning Journey for this term and how you can support your child







Spring Term 3 and 4 - 2021	Year Group 1 Owl and Wren Classes	Winter/ Polar Explorers British Wildlife
-------------------------------	--------------------------------------	---

Dear Parent and Carers,

Please find attached the programme of learning your child will be doing this term. There are many ways which you can help your child at school but the most effective way is to show an interest and to encourage your son or daughter to talk to you about what he or she is learning in school.

English 	<u>Phonics</u> <ul style="list-style-type: none">• Participating in daily Read, Write, Inc sessions• Responding speedily to set 1, 2, and 3 speed sounds• Blending and segmenting sounds; applying phonic knowledge to decode words• Practising holding a sentence• Reading nonsense/alien words• Changing verb sense• Looking at singular and plural nouns• Weekly spellings test (on a Friday) <u>Handwriting</u> <ul style="list-style-type: none">• Holding a pencil using a tripod grip• Forming upper and lowercase letters correctly• Starting to use cursive writing <u>Writing</u> <ul style="list-style-type: none">• Using capital letters, finger spaces and writing words on the line with the correct punctuation.• Forming sentences that include nouns and verbs, and adding extra details to their sentences through the use of adjectives and conjunctions.• Re-reading their writing to check that it makes sense, and editing their writing to amend and improve it.• Looking at poetry and producing an acrostic poem about winter. <u>Reading</u> <ul style="list-style-type: none">• Completing reading comprehension activities aimed at finding information from a text.• Listen to and discuss a range of fiction and non-fiction books in relation to our theme.• Focus on discussing and understanding new vocabulary related to our theme.• Daily reading of a ditty or book of their level, with the class teacher, TA or grown-up's at home.
---	--

<p>How you can help</p> 	<ul style="list-style-type: none"> • Encourage your child to join in with the live daily Phonics & English lesson via Microsoft Teams. • Read daily with your child at home. Please read any books that you may have at home, there are also many e-book libraries which are free of charge. https://home.oxfordowl.co.uk/ – here you can access a wide range of books for each level and they are tablet friendly and free of charge. • When reading with your child, explain and discuss any new vocabulary with them. • Support your child to practise their spellings each day and with any reading comprehension tasks set. • With writing, encourage your child to rehearse their sentence orally a few times before writing it down, and remind them to use their phonic knowledge.
<p>Mathematics</p> 	<ul style="list-style-type: none"> • Participating in daily Maths lessons. • Focus on addition and subtraction within 20. • Learn to identify key mathematical symbols. • Use knowledge and understanding of number bonds to 10 to support with addition and subtraction. • Use a variety of resources to support learning such as number lines, ten frames & counters, hundred square, and number cards. • Learning to count in 2's, 5's and 10's.
<p>How you can help</p> 	<ul style="list-style-type: none"> • Encourage your child to join in with the daily live maths lesson via Microsoft Teams. • Support your child to complete any maths work set on e-schools. • Encourage counting, adding and subtracting using numbers to 20, and practise counting in 2's, 5's and 10's with your child. • Play mathematical games involving dice, counting, number matching and identification (e.g. bingo, dominoes, snakes and ladders).
<p style="text-align: center;">THEME – Winter/Polar Explorers British Wildlife Following a thematic approach, we will be covering the following aspects of the curriculum</p>	
<p>STEM Science, Technology, Engineering and Mathematics</p> 	<ul style="list-style-type: none"> • Learning about the polar regions and the people and animals who live there. • Finding out about British animals and birds. Participating in the Big Schools Birdwatch. • Learning about seasonal changes and the transition from Winter to Spring. • Using laptops and i-pads. Operating simple programmes (e.g. Google maps) and attending Microsoft Teams live lessons.
<p>History</p> 	<ul style="list-style-type: none"> • Finding out about past events in own lives & the lives of others (e.g. famous polar explorer, Ernest Shackleton).

<p>Art and Music</p> 	<p><u>Music</u></p> <ul style="list-style-type: none"> • Listening to music related to our theme and describe the mood, character and story of the music both verbally and through movement. <p><u>Art</u></p> <ul style="list-style-type: none"> • Revisiting the colour wheel, and extending this to consider warm and cool colours in relation to our theme.
<p>Computing</p> 	<ul style="list-style-type: none"> • Learning about online bullying and identifying who to go to for help and support if they have concerns. • Learning about managing information online, discussing if information online is real/not real, and how to find information online. We will make appropriate adaptations for children learning at home to reflect the technology that is available.
<p>PSHEE</p> 	<ul style="list-style-type: none"> • Continuing to adhere to the school's Ready, Respectful and Safe Rules and behavioural expectations at home and in school. • Talking about our feelings. Recognising our emotions and what makes us happy, sad or angry. • Thinking about health and wellbeing and what helps us to stay healthy.
<p>RE and Collective Worship</p> 	<ul style="list-style-type: none"> • Weekly Collective Worship Programme (virtual whole school assembly) • Links to multi-cultural festivals, reflection about ways to be ready, respectful and safe in school along with celebration of achievement. • RE explores the Christian teachings on Creation.
<p>PE</p> 	<ul style="list-style-type: none"> • Participating in daily Wake and Shake and fine motor activities. • Exploring different ways of moving our bodies • Learning 'playground games' • If your child is learning at home, please make sure that regular time for exercise is included every day – in line with government guidelines during lockdown.
<p>Ready, Respectful, Safe</p> 	<p><u>Recognition Board</u></p> <p>The recognition board is designed for positive praise, reinforcing the behaviours and actions expected in the classroom and when learning at home. It has been a whole school initiative and each class has one focus that is the schools and one that is personal to the classroom. Children can nominate their peers and staff can nominate children too. If we or the children see the behaviour we put them on the recognition board. The children are super excited by the board and so motivated to recognise the behaviour in themselves and each other. Examples of behaviours or actions expected are:</p> <ul style="list-style-type: none"> • Supporting others • Perseverance • Staying on task • Having kind words • Putting our hand up • Showing kindness • Showing forgiveness • Listening carefully

Parent information for this term

Teachers in the Year 1

Miss Crocker and Mrs Watson



Year 1 - Drop off and pick up arrangements for children attending school

The entrance for dropping off and picking up of Year 1 children is the main Reception entrance. Please phone the office if a different adult will be dropping off or picking up your child.

There are white arrows to show what direction parents and children should enter the grounds with blue lines to help to keep distance between children and adults. The blue hatched area allows for parents and children to continue the queue and around the closed carpark area alongside the pathway. Please do not queue across this area. Please make sure that you keep your children with you while waiting so they do not run around the car park. There are also red lines to indicate out of bounds areas for parents or carers. **Please do not cross any red lines.**

Social Distancing reminders

- Wear a face covering when you enter the school grounds.
- Keep a social distance from other parents and carers at all times.
- Only 1 adult should drop off and pick up children from school.

During this current lockdown it is very important that you support social distancing measures when bringing and collecting your child from school. Please be mindful of other adults and children so that you do not block pathways. Once you have dropped off your child to their entrance or class pod, please leave the school grounds promptly so that other parents and children can make their way to their class.

Thank you for your co-operation in this matter.

Covid Symptoms

No child should come to school if they, or anyone they live with, has symptoms of Covid-19. These are:

A new persistent cough

A high temperature

A change in their normal sense of taste or smell.

Please ring the school office to inform the school of any absence related to Covid or any other sickness as usual. If your child has sickness or diarrhoea then remember that they cannot attend school until after 48 hours after their last bout of sickness. Please leave a message on the school answerphone if this is before school hours.

What to bring to school each day:

- Reading book and reading diary
- Water bottle with 'sports top only' (not squash or flavoured water).
- Piece of fruit for break time

Please do not send in any additional things in with your child including pencil cases, small toys, birthday cake or birthday sweets, this helps to limit risks of transmission.

Home learning

Please continue to please read with your child regularly.

Communications on the School Website

Please keep informed about dates, events and information by visiting our school website regularly. If you go to the school website and select the **Parent** tab at the top, you will see the drop-down menu has a page titled – **Covid Information Updates**. In this page you will find all the information and letters in one place regarding the changes and measures we have in place to support the children on their return to school this term. The parent tab also is the place where you will find all the newsletters, letters, forms and school dinner menu.

When you select the **Learning** tab you will see information related to home learning and a range of useful links to help support you and your child whether they are attending school or learning from home.

Contacting your child's teacher

Please use eschools to message your child's class teacher if you have a query or need some information about your child's learning. You can also email or call the school and someone can deal with your question as soon as possible.

Remote Learning

Remote learning will be provided for all children to access whilst they are not attending school. Children in Year 1 – 6 will have access to two x 1-hour Teams sessions a day to access the curriculum, with a focus on Reading, Writing, Maths and Theme. Year group times will also provide additional, optional, learning opportunities outside of these subjects, such as PE, times tables and spellings.

To support the sessions on Teams, children will access their learning tasks through our eSchools platform under the 'Homework' tab. All activities can be accessed on a computer or tablet and the activities can be completed on paper – there is no requirement to print the activities to access them. Homework will be organised in days and will include all the resources needed for that day of learning. Once the learning for each day has been completed, it can be uploaded to eSchools – attaching pictures or scanned documents. We would ask that all work has been uploaded by Friday evening. This will ensure there is adequate time to review the learning and mark it. If you need to contact a member of staff at any time, please use the messages facility on eSchools to do this, and someone will get back to you as soon as possible.

It is essential that if you are a key worker, and you are sending your child to school, that you DO NOT send them when you are at home. We have been asked to limit the numbers of children in school, and this will support us in being able to maintain this.

Thank you for your continued support throughout this challenging time. We are so proud of all of our Y1 children and the way they have adapted to this new way of learning, both at home and in school. Stay Safe,

Miss Crocker and Mrs Watson.